



## Communication No.2

|  |  |
|--|--|
| Issued at 12:00hrs 24 <sup>th</sup> January 2019 | Document: 4-02   |
| To all the competitors                           | Page: 3  |
| Issued by the chief scrutineer                   | Attachment:1{Access map to the scrutineering /re- scrutineering} |

### Regarding Pre-event scrutineering and Post event scrutineering

#### 1. Pre event scrutineering

##### 1.1 Time table (01 FEB 09:00-16:00)

| Group | Competition Number | Time            | Remark         |
|-------|--------------------|-----------------|----------------|
| 1     | 1                  | 09 : 00~10 : 00 | J S R          |
| 2     | 2 / 3              | 10 : 00~11 : 00 | J S R          |
| 3     | 4 / 5              | 11 : 00~12 : 00 | J S R          |
|       |                    | 12 : 00~13 : 00 | Lunch break    |
| 4     | 11 ~ 16            | 13 : 00~13 : 30 | JN-1           |
| 5     | 17 ~ 26            | 13 : 30~14 : 00 | JN-1 JN-2 JN-3 |
| 6     | 27 ~ 38            | 14 : 00~14 : 30 | JN-3 JN-4 JN-5 |
| 7     | 39 ~ 46            | 14 : 30~15 : 00 | JN-5 JN-6      |
| 8     | 50 ~ 57            | 15 : 00~15 : 30 | BC-2           |
| 9     | 58 ~ 64            | 15 : 30~16 : 00 | BC-2 BC-4      |

\* JSR cars must be scrutineered by 12:00

\* The dead for Re-scrutineering for the cars failed the scrutineering is 16:00. Those cars must notify the scrutineer before entering the scrutineering area.

1-2. The air restrictors on JSR cars will be checked and sealed at the scrutineering. The cars must be ready for the sealing before entering the scrutineering area.

1-3. The air restrictors on JRC cars will be checked and sealed at their location at the service park between 10:00 and 11:00. All the super charged cars must be wired and ready for sealing.

1-4. Only designated car/crew equipment are allowed onboard during the scrutineering.

1-5. Spare wheels must be removed during the weighing, except RR and RN cars with one spare wheel. The quantity of fuel on the car must be declared correctly.

1-6. The fixing of ballast will be checked during the weighing.

2. For the competitors who are not able to present their cars at the scrutineering in the meantime.

2-1. Alternative scrutineering time will be allocated for the competitors below 1) and 2)

1) If the competitors are on the recce and no team representative available.

2) If the team representative handling multiple cars at same time.

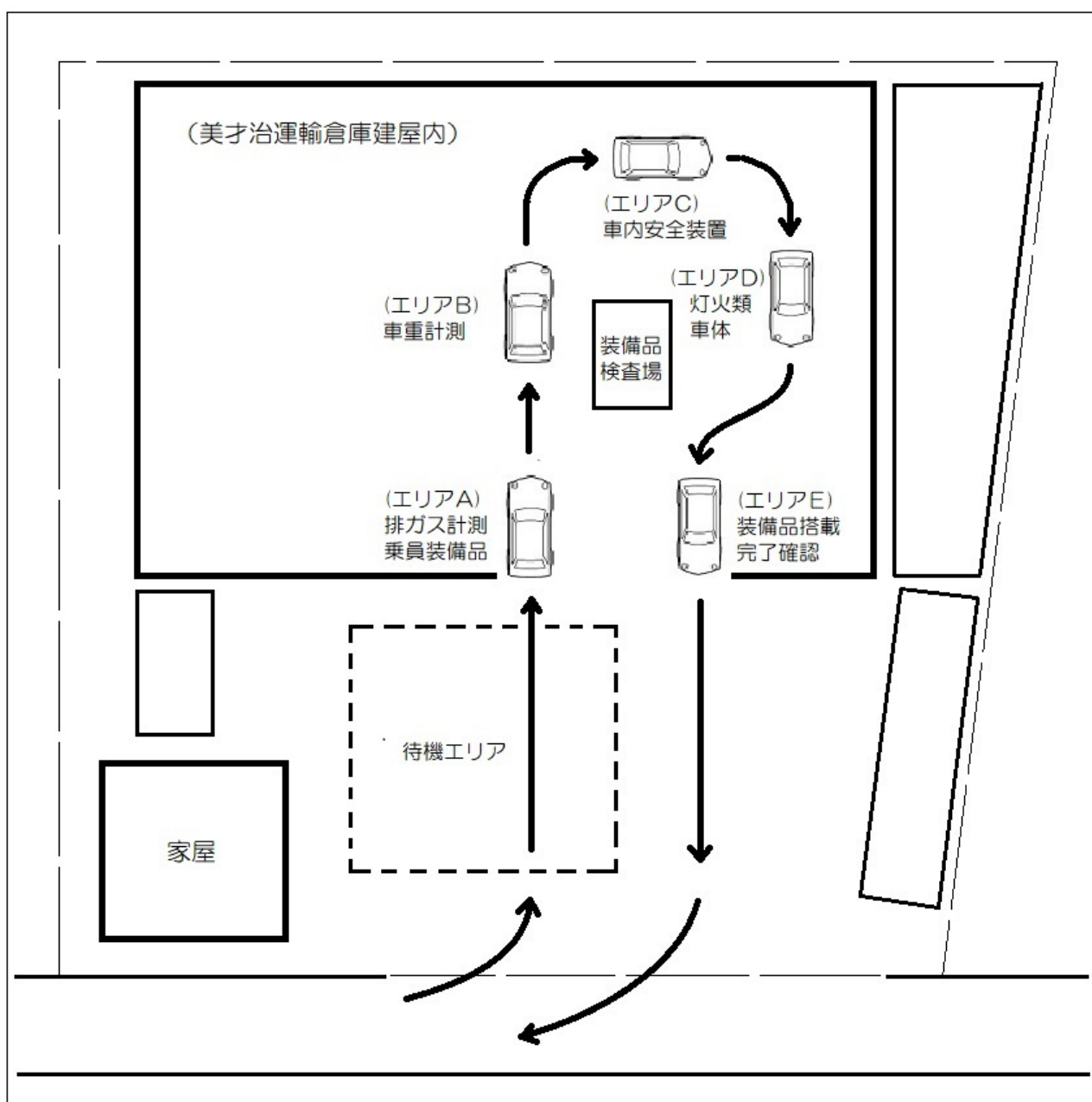
The competitors with above reasons, must contact the chief scrutineer or CRO for new scrutineering time.

The competitors with other reasons or late at the scheduled time must wait at the designated area.

2-2. The competing cars must fit the same size of tyres as the tyres used on the rally for scrutineering.  
\*Scrutineering area has limited space and access road is narrow. So the competitors are reminded to bring their cars only in the meantime.

### 3. Scrutineering Layout.

#### 3-1. Illustration of the scrutieering area.



waiting zone – A(emission check) – B(weighing) – C(Safety) – D(Lamps) –E(Equipment)

**Do not park in the parking the other side of the road!**



#### 4. Post event scrutineering

4-1. Post event scrutineering is the same venue as pre-event scrutineering. The crew or the team representative must bring the car to the post event scrutineering with the instructions from the scrutineer.

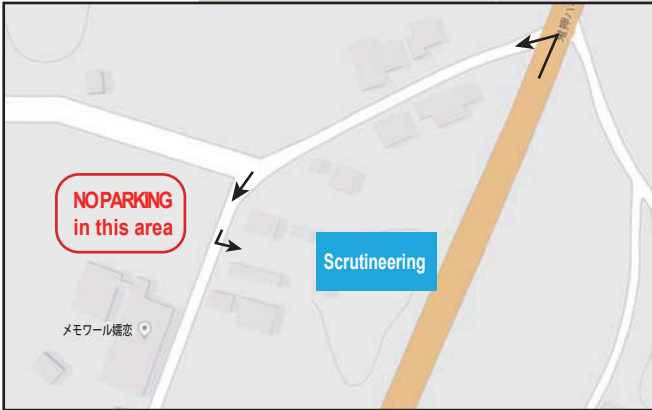
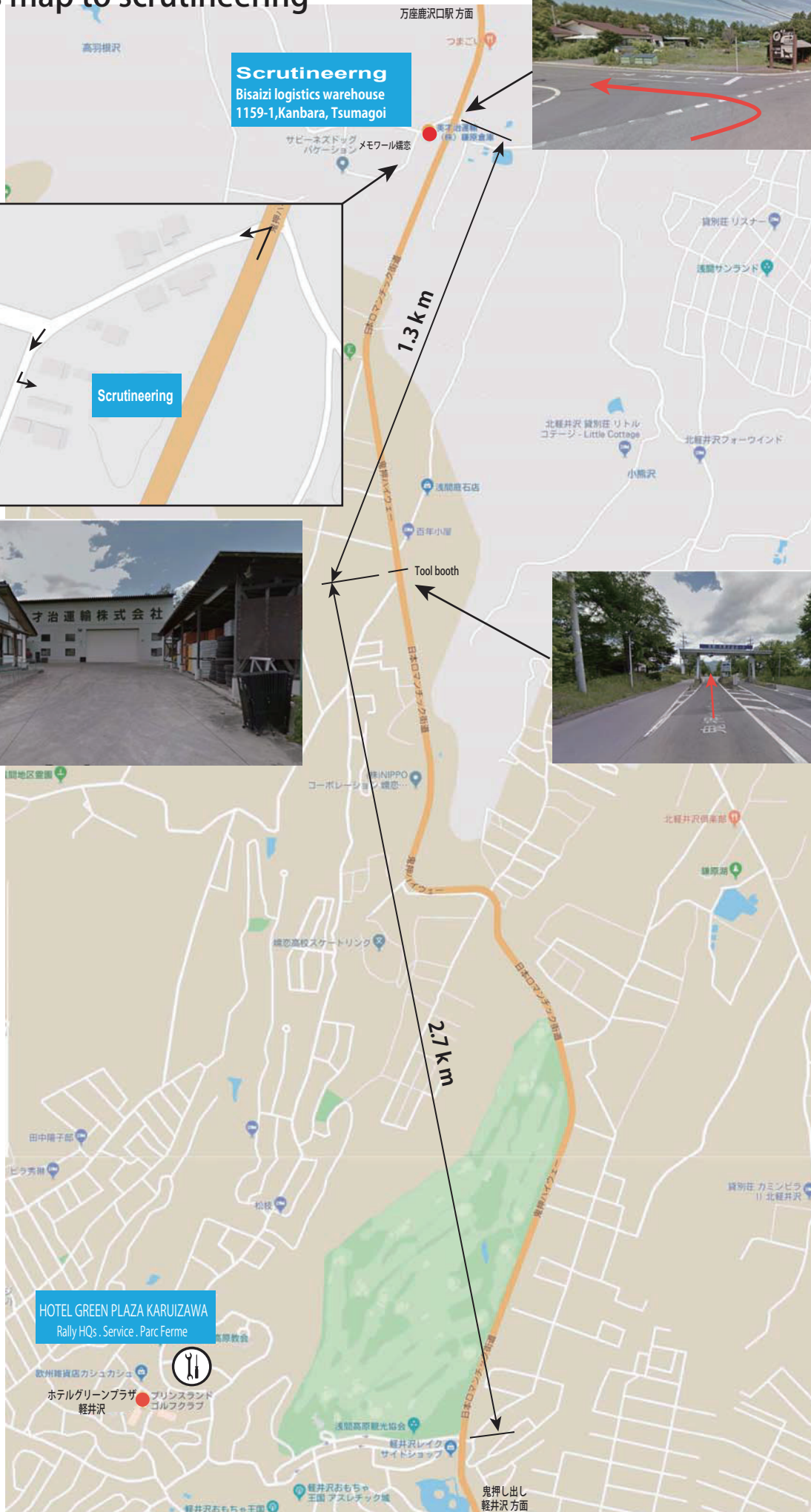
4-2. The competitors must have the original registration of the car and other necessary documents ready for the post event scrutineering.

4-3. The competitors must prepare to disassemble any part of the car including the engine and the suspensions.

4-4. All the disassemble work must be carried out by the competitors and scrutineer only check the cars or the items.

The scrutineering are closed area and only minimum number of team members and scrutineers are allowed inside the area.

# Communication 2 attachment Access map to scrutineering



**HOTEL GREEN PLAZA KARUIZAWA**  
Rally HQs . Service . Parc Ferme

ホテルグリーンプラザ  
軽井沢

鬼押し出し  
軽井沢方面